

STRENGTH



and

KNOWLEDGE

ARCH
248.8
Que

STRENGTH AND HONOUR

By Mrs. C. L. Quesenbury

“Strength and honour are her clothing; and she shall rejoice in time to come.”

Proverbs 31:25

ACKNOWLEDGMENTS

I am grateful to many authors, Sunday School teachers, pastors and friends who have taught these principles of life to me, and I am especially thankful for the memory of my mother, Mrs. Serrintha Kenmore, who was my best teacher and example. I acknowledge with sincere appreciation these who directly contributed to the writing of this book: Mrs. Raymond Black for her art work and wise counsel; and my husband for his encouragement, patience and understanding.

Published By
REVOLVING BOOK FUND
DEPARTMENT OF CHURCH MINISTRIES

TABLE OF CONTENTS

I. Introduction	3
II. "What's My Role?"	4
III. Dull Stone to Polished Gem	9
IV. "I Do"	17
V. Bountiful Blessings	23
VI. "Home Sweet Home"	29
VII. Total Outreach	36
VIII. Suggested Reading List	39

INTRODUCTION

This book is a study of the special role of "Womanhood" as ordained and designed by God. It very briefly shows the complete woman in her varied roles and responsibilities, offering answers and solutions to many of the problems she must face.

It is designed to cover at least six sessions; however, because of the length of some chapters and subject matter it may be well to extend over a longer period of time. The Visual Aid Packet referred to in the beginning of the chapters can be purchased from the Christian Education Department and will be an asset in preparation for each session.

It is hoped that the scripture references given will stimulate further personal Bible study.

Worksheets at the end of the chapters are included to motivate each lady to make personal application of the material presented, and should not be turned in or discussed in class.

The underlying message of this book is the importance of the **PROPER ATTITUDE** toward yourself as a person, and your position in life as a woman. The central theme is that **CHRIST MAKES THE DIFFERENCE** in all phases of life. The key to real success and happiness is simply letting Christ live and speak through you.

These pages are written with love, and with the prayer that they will help you experience the peace and joy of a Christ-controlled life in the great adventure of being a woman.

Mrs. C. L. Quesenbury

Chapter I

“WHAT’S MY ROLE?”

IN PREPARATION: Contact the following characters for skit: Panel of 2 to 3 ladies, Master of Ceremonies, Guest, T.V. Announcer (M.C. May be used here.)

Prepare for the following props and visuals to simulate T.V.’s “What’s My Line” program: Chairs and table, blackboard, bell, number plates for each panel member, large vitamin bottle. Type or print the following scripture references on small strips of colored construction paper and place in empty vitamin capsules: Philippians 4:19; 4:8; 4:11; 4:13; 2:14; Ephesians 4:29; 4:32; Colossians 3:2. Prepare signs to use in advertising vitamins and large poster which says “WHAT’S MY ROLE?”

MC: (Enters. . .audience claps.) “Welcome. . .Welcome. I am happy once again to welcome you to “What’s My Role”. Now! Let’s give a big welcome to our learned panel members, three lovely ladies who have a lot of answers. (Panel members enter and take their places.) We have an exciting show for you today with a very unusual guest. But first, a word from our sponsors.”

ANNOUNCER: “Ladies, do you have trouble getting out of bed in the morning? Do you have mid-day lapses? And do you suffer with the 4 o’clock syndromes? If so, relief is on the way! Today we are introducing a new super-sensitive, hyperactive, timed capsule which will explode into tiny molecules throughout your day to give you the vim, vigor, and vitality every woman needs to meet all of her varied responsibilities. Get the SPIZO-PEP VITAMIN at your local drug store today and discover new pep and energy as never before!”

MC: “And now! It’s time to get right into our show. We’ll ask our first Challenger to enter and sign in please.”

(Guest enters and writes name Jane Doe on blackboard. Everyone claps, and she is seated by MC.)

MC: “Mrs. Doe, that’s a very familiar name. Seems like I know several people with that same name.”

GUEST: “Yes, it’s very common. Where I come from, a small town called Anywhere, USA, there are about 150 ladies by that name.”

MC: "I see. Well, let's give our panel an opportunity now to guess just exactly what you do Jane, and what your role in life really is. We'll begin with No. 1."

NO. 1: "Is this work done within the confines of your home?"

GUEST: "Yes."

NO. 1: "Does it require the use of your telephone?"

GUEST: "Yes."

NO. 1: "Are you your own boss?"

GUEST: "To a certain degree."

(BELL RINGS.)

MC: "There's the bell, and it's time to pass on to No. 2."

NO. 2: "Let's see. . .you work at home. Do you begin work before 8 a.m.?"

GUEST: "Yes."

NO. 2: "Can you complete this job sometime between 8 and 5 p.m.?"

GUEST: "No."

MC: "A no answer, so we must pass on to No. 3."

NO. 3: "Hum-m-m (Thinking) Let's try a different approach. Thinking about the product now. . .Does what you do have a direct effect on someone else?"

GUEST: "Yes, definitely."

NO. 3: "Does it make people happy?"

GUEST: "Sometimes."

NO. 3: "Is this product that you turn out expensive? Does it cost a lot?"

GUEST: "Yes. . .a tremendous sum."

(BELL RINGS.)

MC: "And with that, we'll move back to No. 1."

NO. 1: "Is this product sold directly by you?"

GUEST: "No."

MC: "Another no, so we'll hurry on to No. 2."

NO. 2: "Hum-m-m (to herself) I'm thoroughly confused. Do you also work outside the home?"

GUEST: "Yes."

NO. 2: "Does this work take you in direct contact with a lot of people?"

GUEST: "Yes."

NO. 2: (Mutters to herself in an attempt to come up with an answer. . .) Works outside of home. . .lots of hours, requires the use of telephone. (Speaking aloud excitedly.) I've got it! You're a nurse. . .on call 24 hours a day!"

MC: "Well, you're partially correct, but not entirely, so we'll have to continue our questioning. Let's go on to No. 3 and see what answers she can come up with."

NO. 3: "O.K. Let's approach this from another angle. Do you work for more than one person?"

GUEST: "Yes."

NO. 3: "So there is someone else involved. I thought so. . .(Mutters to herself) two jobs. Well, let's see. . .Are both of these jobs related?"

GUEST: "Oh yes."

NO. 3: "This second job. . .does it involve mental skill?"

GUEST: "Yes, definitely!"

(BELL RINGS.)

MC: "Alright No. 1."

NO. 1: "Is the work sometimes very tedious?"

GUEST: "Very!"

NO. 2: "Raises hand and interrupts.) "I know, she's a Bookkeeper!"

MC: "Another partially wrong answer. (Explains to audience.) Our panel is having great difficulty this evening. Excitement is growing, but we'll have to take time out for another word from our sponsor."

ANNOUNCER: "When you wake up in the morning, do you feel depressed, despondent, down-in-the dumps? (This could be illustrated by picture of such lady.) Do you ever feel like this? If so, we have the answer. You need our SPIZO-PEP VITAMINS! They'll put a new smile on your face, a spring in your step and a song in your heart. Why not drive to your nearest drugstore today for the vitamin that will change your life? You'll be glad you did!"

MC: "Here we are once again for our final round of questioning. I believe the bell rang on No. 1, so we'll pass to No. 2."

NO. 2: (Speaking to herself.) "Let's see now. We've established that you work for more than one person and that this work involves

mental skill. I believe you also said it was sometimes very tedious. Are children involved in this job?"

GUEST: "Yes."

NO. 2: "Are books used in any way?"

GUEST: "Yes, sometimes."

(BELL RINGS.)

MC: "Seems as if our panel is getting closer. Let's hurry on to No. 3."

NO. 3: "What about discipline? In this line of work, are you ever faced with discipline problems?"

GUEST: "Yes."

NO. 3: "Would you say that you do this particular part of your job in a classroom?"

GUEST: "Yes, sort of."

NO. 3: "Are you a teacher in a public school?"

GUEST: "No."

(Panel appears to be disappointed.)

MC: "Quickly panel, you have just a few minutes left to discover the role of our Mrs. Jane Doe."

NO. 1: "I feel like we made only a small mistake, so I'm going to change my line of questioning just slightly. Is manual labor involved?"

GUEST: "Yes."

NO. 1: (To herself. . .) "We got a qualified "yes" answer that she is a Nurse, Bookkeeper, and Teacher. Now, who could work 24 hours a day and be all three of these, plus something else we haven't guessed? (Looks puzzled.) Un-less. . .that's it! She's a Missionary Nurse whose duties include bookkeeping, teaching and janitorial service for the church!"

MC: "Again. . .you are partially correct. She does also work for the church. Since our panel has not been able to give us the correct answers, let's turn to our guest now, first we want to say "Congratulations!" You stumped our learned panel members, and because you did you will, of course, take home a one year's supply of our SPIZO-PEP VITAMINS. According to what we have just heard, you really will need them. And now, tell us, "What is your Role?" "


GUEST: "I am a Wife, Mother, Homemaker, and Christian Witness."

(EVERYONE CLAPS.)

MC: "Let me say again thank you for being on our show and for playing 'What's My Role'."

(Panel and MC stand as Guest shakes hands of panel members. All exit from stage.)

ANNOUNCER: (While they are shaking hands of panel members, Announcer comes to front for final appeal.) "Don't FORGET! This little bottle contains the answer to all your problems. . . SPIZO-PEP VITAMINS! Get yours today and discover the explosive power in every capsule which will place you on the road to health, harmony and happiness!"



FINDING THE KEY. . .

1. Review the varied responsibilities of most women as covered in the skit, and lead the group to recognize overlapping duties and conflicts of interest.
2. Ask ladies to briefly discuss other aspects of this role which were not mentioned.
3. Hand out prepared "vitamins", asking the ladies to "take" and "digest" them each evening before bedtime for one week. Be prepared to comment on any "reaction to the medicine" in next week's meeting.

Chapter II

DULL STONE TO POLISHED GEM

IN PREPARATION: Decide on exact presentation. This is a visualized lesson which can be taught by the Narrator or by using different ladies to present a separate portion of the comparison given. Prepare visual aids according to instructions in Visual Aid packet. These should be placed on flannel board before session begins and removed as indicated.

I. INTRODUCTION: Russell Conwell told the story of a man who sold his farm, left his family, spent himself into poverty, searching for diamonds around the world. Without finding his fortune, he took his own life and died a wretched, unhappy, miserable man. One day his successor on the farm noticed a curious flash of light from the white sands of the stream. He pulled out a black stone which reflected all the hues of the rainbow and took it into his house. A few days later, a friend entered the house and recognized that black stone as a valuable diamond. This farm that had been sold as worthless was covered with literally acres of diamonds and became the most magnificent diamond mine in all the history of mankind.

Women of today are like the acres of diamonds just described. In many cases, real beauty has not been brought to the surface. . . we are not fulfilling our purpose in life. . . we are not shining to our fullest capacity. Why is this true? Why are so many women living unsuccessful, defeated lives? Why do we so often feel a void in our lives and find it hard to accept our roles? Why do we fail to "mature" as Christians? To answer these and other questions, let's look to the **Diamond** for a comparison and to the Word for God's own perfect answers.

II. COMPARISON:

DIAMOND

1. In its natural state the diamond is hard to distinguish from worthless stones. It is only after it has been expertly cut and polished that it acquires its bright sparkle and fire. The multitude of components reflect all the light that strikes them and causes the gem to be truly brilliant.

WOMEN

1. Unrecognizable. . . Jeremiah 18:3-4, 6. A woman in her "uncut" condition is similar to clay in the potter's hand. Like the clay and the uncut diamond, sometimes we too are unrecognizable. We fail to find our own place in life, nor do we see any special ministry for ourselves because we have

not been cut, shaped, and molded for use. Why can we not live a glorious, victorious life, enjoying the successes we desire? First, God must be our great Potter, or Sculptor! We must allow Him to chip away the flaws, remove the excess material, and cut our lives to where they will fit into His plan and reflect His glory. Realizing that we are not clay or stone which can be shaped without pain, we accept the blows of the chisel upon our lives as a necessary part of this shaping, and claim Romans 8:28. When this "human clay" has been molded and polished by the one who made it, we can begin to see the glimmer of His reflected glory. This brilliance is best revealed by the fruits of the Spirit. Galatians 5:22-23. (Remove word "Chiseling", from board.)

Uncut Stone
2. The price is high. The diamond is one of the most valuable of the precious stones.

2. Valuable. . . Proverbs 31:10. The preciousness of the diamond cannot compare to the virtuous woman who has a sterling character. She is valuable to her: a. Husband, Proverbs 31:11-12; b. Children, Proverbs 31:27; c. Others, Proverbs 31:20. (Remove word "Building".)

Uncut Stone
3. The diamond is said to be the hardest jewel known, and is not affected by acids. It is so hard that no other substance will scratch it.

3. Durable. . . Proverbs 31:17. A woman's life is like the building of a house. The foundation is laid; then every experience, every conceivable

portion of her being goes into making her the person she becomes. It has been said that self-mastery is one of the basic rudiments of a worthy character and is so important that even Jesus Christ did not begin His public ministry until He first went into the wilderness and fasted for 40 days and nights. During this time He gained spiritual strength needed to endure the temptations He would face. Whether we are able to endure and cope with life as it comes to us, resisting the scratches as the diamond, depends upon the type of "materials" used in the construction of our lives, and a conscious effort on our part to utilize these "materials" to their best advantage. (Remove word "Constructing.")

4. The diamond is used for:
a. Beauty

*Authentic
Soul Power*

4. Uses. . . Titus 2:4-5

a. Man's Glory and Aid. . . Genesis 2:18. Woman was created for the purpose of helping man. I Corinthians 11:7-9. Understanding our role as wife, mother, homemaker, and making a sincere effort to successfully fulfill these responsibilities, we can become one who adds light and beauty to our homes, shining even as a diamond. If we learn this art, we can indeed be the "glory" of our husbands, inspiring him to reach goals and attain success.

- b. Polishing and Slicing
Other Gems.

b. Rearing and preparing children for Life. . . Proverbs 22:6. As the diamond is used to cut other gems, so are mothers used to shape the lives of their children. This molding process goes on until the child reaches the age of 10 or 11 and then they are "polished" or offered influences as their guide.

- c. Instruments of Industrial Arts.

c. Disciples of Christ. . . John 4:28-29. The woman who lives a Christ-controlled life is a "tool" in the hand of her creator, and should follow the example of the woman at the Well who was willing to be used as an effective instrument by giving her testimony and witness. (Remove word "Polishing".)

III. APPLICATION:

Study
A. WHO AM I? I am a diamond in the rough. . . Romans 3:23, Romans 3:10. I am God's creation, yet very much in need of being cut, fashioned, and polished by the love and grace of the Lord Jesus Christ.

B. WHY AM I HERE? I must understand that these precious words found in John 3:16 apply to me personally. (Read scripture.) Like the man who sold his farm and went in diligent search of diamonds, the Lord Jesus is seeking out His gems, desiring to pick me up from my sinful condition and bring me to an undiscovered, more useful plan of living. The road to Jesus is not hard to find. . . it's very simple. Romans 10:9-10; 13.

Perhaps you have tried to SERVE Jesus without first letting Him SAVE you. Our SERVICE, without SALVATION, is unacceptable and only ends in frustrated failure. The APPEARANCE of righteousness. . . church membership, faithful attendance, benevolent deeds, busy service. . . will gain praise from your co-workers and friends, and

possible temporary satisfaction for you. However, only when the outer covering of sham and pretense have been cut away and discarded, can you find real peace, complete happiness, and begin to shine with true Christian brilliance. The well of water Jesus spoke of in John Chapter 4 reminds us of a bubbling fountain that never runs dry. The woman who has that fountain has a constant source that gives calmness in time of turmoil, peace in time of sadness, and understanding and acceptance in every circumstance. As with the diamond, lasting beauty and radiance comes from within.

Not yet finished

C. **WHERE AM I GOING?** When the diamond has been discovered, and brought to the surface, it's final intended use may not be known. It is placed in the hands of a diamond expert and the cutting, shaping and polishing begins. Soon the owner is able to find a way to show off its beauty and versatility to best advantage. How can I know the special place for which I am best suited? The following five points would be a good place to begin in seeking God's will and plan:

1. Ask forgiveness of every sin in my life. Search for those things which may not be pleasing to God; sincerely repent; and earnestly ask help in overcoming those weaknesses. A daily emptying of myself is essential, thereby allowing place and performance of the Holy Spirit and His work. 1 John 1:9.

2. Make Jesus Lord of my life. . . every 24 hours of it! Give Him not only my heart, but my will, my desires, my activities, my faith. Total commitment means not only complete surrender, but a total investment into the Kingdom of Heaven. This can be accomplished by making Galatians 2:20 a reality in my life.

3. Talk to God all day! Wake up in the morning praising God. Consciously form the habit of checking my decisions through Him. Ask Him to show me the answers, to direct my words and steps throughout the day. Don't forget to say "thank you" for His guidance. 1 Thessalonians 5:17, 18; Luke 18:1.

4. Find my own time to listen to God. . . a time of reading the Word and meditating upon its message. Psalm 1:2. When I hide the words of the Master Teacher in my heart, I am filling the storehouse and building a reserve which will guide and sustain as the need arises.


5. Expect God's answers and watch for them. Have faith! Be open

and available as opportunities present themselves and step through every door He opens. Mark 9:23.

When we accept Jesus Christ as our Savior, Leader, Guide, we must let Him decide where we are going. We trust Him with our lives, giving Him full control. When our friends begin to see evidences of the fruits of the Spirit in our lives, it is not because we are super Christians endowed with a great light and spiritual perception. It is because we have chosen to let Christ act like Himself through us; because we have yielded our entire self and service into His hands.

IV. CONCLUSION:

The diamond is a precious stone secured with great difficulty, treasured up with jealous care, and sought after by people from all walks of life. The Christian woman who would be clay in the Potter's hands is considered to be a very precious jewel; she has been purchased with great difficulty. . . the blood of the Lord Jesus Christ; she is loved, nurtured, shaped, and cared for; and her influence is both needed and felt by people in many walks of life. But like the diamond which cannot be artificially manufactured with any great degree of success, she cannot become this precious jewel by using artificial, shallow methods. She will not become a Spirit-filled, successful, Christ-controlled lady by simply wishing it to happen, or by patterning her life after a worthy example. Even as the artificial diamond will break down and show its true quality, so the true worth of an "artificial" lady will be revealed. (Remove word "Completing".) Notice the complete beauty of the diamond after it has been cut and placed in an attractive, appropriate mounting. The river sands washed away, it is now brilliantly shining and set aside for a particular purpose. "You, my dear lady, can find the role in life for which you were intended. You too can brilliantly perform your duties. Successful living, peace and happiness can be yours as you travel the road from dull stone to polished gem. Matthew 7:7-8."



FINDING THE KEY . . .

1. In quiet meditation, ask every lady to make a personal examination regarding her salvation experience, giving special invitation where there is a need.
2. Introduce worksheets and encourage the ladies to complete before next study period.

WORKSHEET NO. 1

RATE YOURSELF SPIRITUALLY

Answer the following questions with an honest "yes" or "no":

1. I have had a personal experience of salvation. _____
2. I have made Jesus Lord of my life, considering Him in every decision I must make. _____
3. I read a portion of God's Word every day and meditate upon its message. _____
4. I talk with God every day, seeking His will and direction for my life. _____
5. It is a joy, rather than drudgery, for me to serve the Lord. _____
6. I have learned to trust God with my life, believe Romans 8:28, and praise His name for whatever comes my way. _____

Circle the numbers which show your need for improvement, and begin to work on spiritual development in that area.

WORKSHEET NO. 2

CHECKLIST FOR SPIRITUAL GROWTH

Check the column which best describes these "fruits" in your personal life.

FRUITS	EXCELLENT	GOOD	FAIR	POOR
Love				
Joy				
Peace				
Longsuffering				
Gentleness				
Goodness				
Faith				
Meekness				
Temperance				

Begin an immediate plan of action to improve in your weakest areas.

WORKSHEET NO. 3

BUILDING A WORTHY CHARACTER

Indicate your strong and weak areas and make positive plans to begin improvement:

	STRONG	WEAK	STEPS I CAN TAKE
Self-Mastery			
Patience			
Unselfishness			
Honesty			

CHAPTER III

"I DO"

IN PREPARATION: Decide on exact presentation and contact necessary ladies. It is suggested that the opening scene be arranged to simulate a wedding ceremony, and that the other ladies be seated around tables in order to take notes. Be sure paper and pencils are available and suggest that notes be taken during the skit. Prepare miniature wedding vows shown in Visual Aid Packet to be handed to each lady at conclusion of lesson.

NARRATOR: Once upon a time, in the middle of spring, a certain young man fancied himself to be in love. And so he went to the girl of his dreams, and expressed the desires of his heart. To his delight, he found her anxiously awaiting the proposal! Together they agreed upon a course of action, and set about to accomplish their plans. Very soon, one beautiful day in June, they came together in a small church to share their intentions with all who were present. . .with all the world.

(SCENE I: Small wedding. Wedding party enters and proceeds with wedding.)

PREACHER: "Do you take this woman to be thy wedded wife, to live together after God's ordinance in the holy estate of matrimony; do you promise to love, honor, comfort, and keep her, in sickness and in health, and forsaking all others, keep thee only unto her so long as you both shall live?"

GROOM: "I do."

PREACHER: "Do you take this man to be thy wedded husband, to live together after God's ordinance in the holy estate of matrimony; Do you promise to love, honor, and obey him, in sickness and in health; and, forsaking all others, keep thee only unto him so long as you both shall live?"

BRIDE: "I do."

PREACHER: "Forasmuch as these two have consented together in holy wedlock, and have witnessed the same before God and this company, and thereto have given and pledged their troth, each to the other, I pronounce that they are husband and wife."
(Wedding party leaves, smiling, with best man and bridesmaid pretending to throw rice.)

NARRATOR: And so a young man's fancy resulted in the establishment of a new home. The bride had never looked lovelier, dressed in a beautiful gown. . .eyes sparkling and face radiating complete happiness. And there by her side, standing tall and straight, was the bridegroom. Handsome, healthy, stalwart. . . he was her ideal. Together they made the "ideal couple". Two hearts so full of love that nothing, absolutely nothing, would ever come between them. UNTIL ONE DAY. . .(Lady brings out sign "6 MONTHS LATER.")

(SCENE II: Bride and Groom seated at table with stack of bills, checkbook and newspaper.)

GROOM: (Checking the balance. . .begins to write check.) "I've had my eye on a new rifle, and looks like I'll have enough to get it this month."

BRIDE: (Looking indignant) "Surely you're not going to buy another gun! The closet's so full of your guns and things now, that I can't find a place for my shoes."

GROOM: "I am going to buy this rifle. . .you've just settled it! I'm going down today and pick it up! (Under his breath. . .) Anyway, if you'd get things organized around here and keep the house straightened up, there'd be plenty of room for everything."

BRIDE: "What was that? So now you don't like the way I keep house. Didn't your mother ever teach you to hang up your own clothes? After all, what am I. . .your slave?"

GROOM: "Now don't get on my mother. I wish you could cook half as good as she can."

BRIDE: "Your mother never had to work like I do. Her husband earned a decent living for them. She had a lot more time to prepare her meals. And speaking of working. . .do you realize that I make more money per month than you do? So I'll be the one to say where most of the money goes. I'm putting my foot down! No rifle! You don't need it; there is no place to put it; and you would only neglect me during deer season. Besides I don't like to hunt, and we need to learn to do things together. (Looking through newspaper) Hey, here's a good sale on some furniture we could sure use. That's it! We'll go down tonight and pick out some new furniture."

GROOM: (Slams checkbook down on table and angrily walks to door. . .looks back at wife.) "No rifle. . .no furniture! I'm going out!" (Slams door.)

BRIDE: (Looks hurt.) "He is so childish. If he doesn't get his way every time, he just leaves. And he never is courteous enough to say where he is going. I was just trying to help him make the right decision. I know I am right. Why doesn't he listen to me? Sometimes I just hate being married! He doesn't understand me. . . I don't understand him. I don't think he loves me any more. Why do I always feel so guilty? What did I do wrong? (Lays head down on table for a moment and then quietly leaves room.)

NARRATOR: What did she do wrong? List and discuss at least five important mistakes the Bride made during this skit:

1. _____
2. _____
3. _____
4. _____
5. _____

NARRATOR: Only six months had passed and she had already laid aside the sacred vows of her wedding. . . her serious promises of "I Do". Let's take a look at some of the things she promised to "do". Read and discuss these scriptures and subjects in the light of God's wonderful plan and purpose for the wife.

1. **LIVE TOGETHER AFTER GOD'S HOLY ORDINANCE.**

A. Genesis 2:18 _____

B. I Corinthians 11:7-9 _____

2. **LOVE HIM.**

A. Proverbs 31:11-12 _____

B. Mark 10:6-9 _____

3. **HONOR HIM.**

A. Ephesians 5:33b _____

B. Proverbs 31:23 _____

4. **OBEY HIM.**

A. Ephesians 5:22-24 _____

B. Colossians 3:18 _____

5. **FORSAKE ALL OTHERS. . . KEEP THEE ONLY UNTO HIM.**

A. I Corinthians 7:3-5 _____

B. Hebrews 13:4 _____

WORK TIME: Divide the ladies into two groups and ask them to make a list of specific, practical ways they can accomplish the keeping of these vows. Allow five minutes and call on group leaders to discuss these with the entire group.

NARRATOR: In summary, the woman's purpose and reason for existence is to complete God's first creation, man. She was made to be his **GLORY, HELPER, and LOVER.** Fulfilling a basic need in man, she complements him and helps form a complete unit. An understanding and acceptance of the separate roles will prevent much heartache and disappointments. Two individuals brought together at the marriage altar who are committed to living up to these vows, committed to each other, committed to God, will experience the complete happiness they dreamed of when they first said "I do."



FINDING THE KEY. . .

1. Ask three ladies to research these questions and discuss during the next class.
 - A. Should a wife accept her husband for exactly what he is and not try to re-make him? Why? How can she?
 - B. It has been said that one of man's most central needs is for admiration. Name ways the good wife can supply this need.
 - C. Women tend to place other things ahead of her husband's happiness and well-being. Name some of these. In what ways can she show him that he is Number One?
2. Ask each lady to complete worksheets.
3. Hand each lady the miniature wedding vows you have prepared in advance, asking them to display in their homes and read every day for the following week.

WORKSHEET NO. 1

SEPARATE THE ROLES

List the duties and responsibilities of each:

HUSBAND	WIFE

WORKSHEET NO. 2

HOW DO I RATE AS A WIFE?

With a better understanding of the promises made on my wedding day, I will honestly evaluate my activities and rate myself as a wife.

"I Do" . . .

1. Live after God's Holy Ordinance and plan for marriage. _____
 A. Is my husband the head of our home in every matter? _____
 B. Am I submissive in all things? _____
2. Love my husband (Love means "liking" and "accepting" him just as he is.) _____
3. Honor my husband. _____
4. Obey my husband. _____
5. Forsake all others. _____

WORKSHEET NO. 3

A PLAN OF ACTION

AREAS TO WORK ON	WHAT I WILL DO	WHEN TO START

Chapter IV

"BOUNTIFUL BLESSINGS"

IN PREPARATION: Decide on exact presentation. The lesson can be taught by the Leader, or several ladies can be assigned the parts designated as Readers. Copy the 13 items given under RECAP and give to ladies who will read them. Prepare visual aids by using pattern, in Visual Aid Packet, to make a large shoe book. Find appropriate pictures, from your own sources, and make necessary words, to be placed on pages of book. Shoes mentioned in lesson should be secured.

LEADER: (Opens storybook to page 1.)

"There was an old woman who lived in a shoe,
She had so many children she didn't know what to do;
She gave them some broth without any bread;
She whipped them all soundly and sent them to bed."

Mother Goose does not portray our favorite example of the good mother; however, she may be representative of many. A mother wears many different kinds of shoes in the performance of her duties, and it is hoped that a close look into our storybook will reveal which shoes you are wearing, and how well they fit. Many books have been written emphasizing the importance of motherhood, the magnitude of the job, and endless opportunities afforded women who will accept the responsibility. While all of these things are true, there are countless mothers who do not revere their position, and who feel their lives are wasted and unfulfilled. Severe child abuse is rampant today because little girls did not grow up in the nurture and admonition of the Lord; neither "catching" from their parents nor being taught their God-ordained role. As we look at each page of our book, will you consider this thought: My children... a joy or a job; a burden or a blessing? (Turn to page 2 of storybook.) Let's go to the beginning... at least the beginning for you as a mother. Recall the thrilling experience, the amazement and wonder you felt, as God allowed you to have part in producing a human life... the birth of your very own baby. With that experience, you were given a special charge to care for his physical needs. (Place word "PHYSICAL" on page.)

READER NO. 1: (Brings heavy duty work shoes and places on table. Reads Proverbs 31:13-19, 21.)

LEADER: So the first shoe is a heavy duty work shoe, designed to give support during the long hours you are required to work. What are some of your duties and responsibilities in the physical realm?

(As areas of work are named and discussed, place appropriate pictures on storybook page. Be sure to include basics such as infant care, cooking, sewing, cleaning, shopping, nursing, etc., etc. etc.)

LEADER: We live in a pressure-packed society, an age of advanced education, specialized training, and of science and technology. The church, too, has been caught up in the trend of complex organization and activities. It is your God-given responsibility to do all you can do to see that the home offers emotional stability in an effort to help your child cope with the increasing pressures he will face. (Place word "EMOTIONAL" on page 3 of book.) A child has very specific emotional needs which can best be met by you, the mother. Here are some of them:

READER NO. 2: (Read I John 4:18, and place the word "Love" on the page.) Your child needs to feel that you love him very much; that you accept him just as he is, and that he can always count on you to feel this way.

READER NO. 3: (Read Proverbs 17:22, and place the word "Cheerfulness" on the page.) Shedding joy in the home and casting light upon dark days is one of Mother's chief obligations. Your attitude of optimism and cheerfulness will spread to other family members, thus helping create a peaceful happy home, as well as teaching your child to acquire this trait for himself.

READER NO. 4: (Read Matthew 6:33-34 and place the word "Security" on page.) The modern translations explain these verses as meaning do not worry about tomorrow. Worry is a sin which can destroy our lives. Your child needs to know that he is secure with you and is safe in his home. Some of the ways you relate this to him is by being consistent and dependable, offering protection and guidance, and showing your confidence in his ability to achieve and to become sufficiently independent.

READER NO. 5: (Read Proverbs 29:17 and place the word "Control" on page.) Your child desires to know his boundaries and the limits you have set. Making these clear and consistently following through in love ~~will secure~~ him again of your concern for him

and his well-being. Burtis Williams and T. C. Melton list these guidelines for control in their book *How To Have A Christian Home*. 1. Be consistent. 2. Avoid over-correction. Rules; few, fair, firm. 3. If you make a mistake, be mature enough to admit it and correct it. 4. Show appreciation for right behavior.

READER NO. 6: (Read Matthew 21:22 and place the word "Faith" on page.) Your child needs to believe in and respect human life and values. . . kindness, courage, honesty, generosity, justice and purity. And with these values he needs to know about the author. . . God, through which all goodness and "right living" has its basis. Teach your child that all things are possible through God.

LEADER: So, you also wear the shoes of a nurse. (Place nurses shoes on display table. Turn to page 4 of storybook.) The third area of your responsibility to your child is in the spiritual realm. (Place the word "SPIRITUAL" on page and read Proverbs 22:6, Ephesians 6:4b. Add pair of dress shoes to display.) These represent our training or teaching shoes. Although we recognize the responsibility of the husband in his role as our spiritual head of the family, we also realize that you, as mothers, will spend many more hours per day with your child and will have opportunity through every word, deed and attitude, to impart spiritual truths to him. It has been said that ". . . it is the mother who makes the greatest spiritual impact upon the child, and through that child, the greatest impact upon a nation." There are at least four things in this area that you should deliberately attempt to initiate into the lives and habits of each of your children.

(Each of the following readers places appropriate pictures on page after they have read scripture.)

READER NO. 7: Teach them to read God's Word every day. (Read Psalm 1:2.)

READER NO. 8: Teach them to pray often. (Read James 5:16b.)

READER NO. 9: Teach them to love, respect, and faithfully attend the Lord's church. (Read Hebrews 10:25.)

READER NO. 10: Teach them to relate Christian principles to their every day experiences with other people. (Read Proverbs 3:5-6.)

LEADER: Christianity in the home has been described in these words: "It is the shining thing that keeps us soft-voiced and calm; come what may. It is the steadying influence that makes us know that

all things are working together for good because we love God. It is the compelling force that drives us to our knees to pray for one another. It is warmth, light and love in the family. It lends a sort of fragrance to the very atmosphere of home. It is the joyous ingredient that binds us all together in love and understanding. Whatever else our house may be, they are homes when there is a lap for the baby, the song of a mother, the strength of a father, loving hearts and light in happy eyes. It's a little child saying, 'God lives at our house,' because He does!"

How do your shoes fit? Are some too tight because of an overcrowded schedule while others may be too loose because they are not filled as they should be? A Christ-controlled, Spirit-filled mother will pass on to her children many of these desirable characteristics. This happens, not so much by telling as it does by being a godly example in your daily life. Your disposition and the work of your hands tell your family how real God's love is in your life. The command to teach in everything you do is urgently given in Deuteronomy 6:7 (read.) God's love is revealed as you serve your family in a tender, gentle, sympathetic manner, giving them bread for their souls as well as their bodies. Psalm 126:3 says "*Lo, children are an heritage of the Lord.*" What a marvelous heritage. . . they are our most prized possession! What a tremendous responsibility. . . that of molding character and guiding lives! It has been well said that "mothers are in the memory-making business". What kind of memories are you making for your children?

RECAP: (Ask ladies to read the following, and discuss if time permits.)

1. An early morning smile and optimistic attitude will help your family have a more successful day.
2. Preparation of good, nourishing meals is essential; then serve them with love.
3. A clean, well-ordered home sets the stage for clear thinking and peaceful living.
4. Clean, well-mended clothes give children a feeling of security and well-being.
5. A generous amount of praise and admiration will serve as a lubricant to keep the family machinery running smoothly.
6. Older children need to feel proud of their mother. How you look, act and talk is very important.
7. Be available and ready to listen; this keeps communication lines open.

8. Take time to play; sharing fun times builds a close relationship which may help to guide during later troublesome years.
9. Discipline in love; set boundaries in love, and correct in love whenever necessary.
10. Emotional stability of the child is in proportion to the atmosphere of the home, attitude of the mother, and the manner in which she relates basic truths.
11. Read to your child from God's Word. . .you are helping him store up treasures which he can later recall in times of need.
12. Teaching a child to pray is like giving him a blank check to the knowledge and wealth of Heaven.
13. Spiritual growth does not primarily come from talking about God and spiritual matters. . .rather, from day to day observance of these concepts in Mother's life.



FINDING THE KEY. . .

1. EVERY DAY THIS WEEK:
 - A. Practice being especially friendly and cheerful, showing admiration to every member of your family.
 - B. Begin the day by reading Psalm 126:3 and ask yourself this question: "How can I show more of God's love through service to my family today? Jot these down as you try them and discuss in next class session.
2. Introduce worksheets.

WORKSHEET NO. 1

PERSONAL APPLICATION

THINGS I CAN DO TO BECOME A BETTER MOTHER:

<u>PHYSICALLY</u>	<u>EMOTIONALLY</u>	<u>SPIRITUALLY</u>

WORKSHEET NO. 2

PLAN OF ACTION

<u>THINGS I WILL TRY</u>	<u>DATE TO BEGIN</u>	<u>RESPONSE OF FAMILY</u>

make. As husband and family leave the house, you realize that many jobs are calling for your attention. You very quietly survey the situation. The dishes are stacked, ready to be washed, weekly ironing is also waiting. The bedrooms are cluttered with scattered clothes, and a quick look at the bathroom reveals a good scrubbing will be necessary. Then you remember your promise to get to the closets and throw away unwearable clothes. You must make a decision. Here are some of the things you can do: 1) You can indulge in the comfort of self-pity and spend the day whining over the great injustices in life. 2) Decide to put these jobs off a while and call a friend on the telephone. 3) Confront the tasks directly and in an orderly way, eliminate them one by one. A close check into these four areas will help the homemaker be ready to make the right choice.

READER NO. 1: A. APPEARANCE (Place on poster.)
I Samuel 16:7 ". . . for man looketh on the outward appearance. . ." The man, in this case, is your husband. The homemaker who fails to continually try to "look good" for her husband will find romance losing its glow, and the foundation of her home beginning to crumble. She will not be prepared to carry out her role until she is dressed for the part, so this should be Number 1 on the agenda. It has been said that "beauty is a duty", . . . first to you and then to your family.

READER NO. 2: B. ATTITUDE (Place on poster.)
Some have called this the "magic word". Proverbs 23:7a shows the power of one's attitude. (Read.) Your personal happiness depends on the attitude you decide to take toward yourself, your family and your responsibilities. Spend time thinking about your calling as a homemaker, and the end result of your labors, until you gain respect and appreciation for the work you do.

C. AMBITION (Place on poster.)
Proverbs 31:27 (read.) A burning desire to continually improve your home life, and offer greater service to your loved ones will result in the hard work that is required. The ambition to be better tomorrow than you were today will come across to your family as genuine love.

D. AVAILABILITY (Place on poster.)
(Read Proverbs 31:18b.) The implication of this verse is that the good woman checks to be sure the wicks are trimmed and the lamp is full of oil before retiring. She does what must be

done, and will not become too involved outside the home, or too meticulous with household duties to keep her from meeting her families' needs. She decides on priorities and is not a slave to her work; rather, she will master it by planning her schedule. The wise homemaker will follow a daily, weekly, monthly schedule. . . keeping in mind short term and long range goals. Her dividends will come in minutes, hours, and days, which she can spend being "available" to her family and "available" to pursue personal desires.

LEADER: A woman can be an outstanding housekeeper and still be a poor homemaker. While nourishing meals, well-scrubbed floors, clean clothes, and a co-ordinated color scheme are important, it is well to remember that the woman herself makes a home peaceful and creative.

III. A LOOK AT THE HOUSE

LEADER: What makes a house a home? When visitors approach your door, do they feel warmth, hospitality, love? Does your house "smile" and say, "we're glad you came?" A "smiling" home is:

READER NO. 5: A. ORDERLY (Place on board.) Since God is not the author of confusion, He would not sanction a confused, disorderly house. (Read I Corinthians 14:40.) The first law of order is to clean out the cobwebs. Follow the cleaning by assigning everything a special place. Your example of keeping the clutter cleared away, and things in their proper place will encourage this same self-discipline in other family members.

READER NO. 6: B. OASIS (Place on board.) (Read Isaiah 32:18.) Home should be a place where love reigns, children learn, and husbands retreat. . . a sanctuary and haven of rest. The atmosphere of the home is determined by you, the homemaker. You are the key to peace and tranquility!

READER NO. 7: C. OPEN (Place on board.) (Read Colossians 3:7; Hebrews 13:1-2.) The OPEN house speaks of hospitality. . . to God, His will and plan for the family. It is a place where real honor and courtesy is extended to the Lord Jesus. Recognition of His presence only through grace before meals is not sufficient. Strangers at the door should be able to sense a warm welcome, benevolent spirit, and helping hand. The wise homemaker will seek a very personal relationship with the Lord Jesus, letting His power and personality shine through her and offer direction in every area of work. He is the key to a transformed attitude.


He is the way to an abundant, victorious life in homemaking. (Read John 1:4.) As He is the light of her life, His glory and presence will then be reflected when she responds to both family and friends.

IV. CONCLUSION:

What is a "Home Sweet Home"? A man's castle; A school of learning and love for children; An opportunity of rich fulfillment for the homemaker; A place where God's presence is experienced by every member. The art of homemaking is wrapped up in two words: LOVE and SKILL. The proper combination of these two ingredients will produce a masterpiece. The homemaker is an artist, painting a picture for her family. With each need that is met and every service rendered, she is adding more strokes. What kind of picture are you painting? As you choose the colors and apply the brush, you will determine the outcome. Love produces beautiful flowers. Selfishness results in ugly weeds. You will make the difference. Can your family say that you are like the sunshine, bringing rays of light and warmth into their lives, and that you have truly made a "Home Sweet Home"? The following is a prayer which may help you face your every day chores and achieve the great task for which you were chosen:

"Dear Father, now that my family
has gone to work and to school,
a sudden quiet falls on this disordered house.
Help me to face the work for this day
with a singing heart—
the dishes to wash, the beds to make,
the clothes to launder, and the picking up
which sometimes seems as futile as
sweeping a forest floor in time of falling leaves.
I thank Thee; that I am needed,
that my job in these busy years
is to create a home that will be a
place of warmth and comfort and love.
Help me to see each task, not as a dull chore,
but as a strand woven into a pattern of living.
Grant, I pray, that it may be a pattern to remember.
A pattern of order, and beauty, and through
it always may there gleam the golden thread
of Christ's spirit.—Amen."

—Author Unknown



FINDING THE KEY...

1. Read one of these verses every day and try to find practical means of putting it to use:

Proverbs 24:3-4	Proverbs 15:1
Proverbs 15:17	Proverbs 21:9; 27:15
I Corinthians 13:4; 5, 7	Psalm 133:1
I Thessalonians 5:18	
2. Try planning a weekly schedule of your most important activities.
3. Introduce worksheets.
4. Distribute "Mother's Motto" plaques to every lady, asking her to display and read every day.

WORKSHEET NO. 1

HOMEMAKER'S CHECKLIST

FOUR "A'S"	EXCELLENT	GOOD	FAIR	BAD
1. APPEARANCE				
2. ATTITUDE				
3. AMBITION				
4. AVAILABILITY				

WORKSHEET NO. 2

"HOME SWEET HOME" CHECKLIST

THREE "O's"	EXCELLENT	GOOD	FAIR	BAD
1. ORDERLY				
2. OASIS				
3. OPEN				

WORKSHEET NO. 3

A PLAN OF ACTION

MY WEAKEST AREAS	WHAT I WILL DO	WHEN TO START

Chapter VI

TOTAL OUTREACH

IN PREPARATION: Prepare visuals in Visual Aid packet to be placed on flannel board as indicated. Ask ladies in advance not to read scripture references until time designated in class by Leader. Appoint four ladies and help them prepare for the Bible examples given. They may choose to carry objects, dress in costume, pantomime, or any combination of these in order to depict the Bible character they have been assigned. Assign scriptures to four Readers.

I. INTRODUCTION: In the first five chapters of this study, we have dwelt with the individual woman, her spiritual growth; her role in life and relationship to her family. The truly virtuous woman is one totally committed to Christ, and completely fulfilled in her special role. A woman who fills this description will also busy herself in service for God through her church and community. (Place the outline of church on flannel board.) The rays of her "sunshine" will go forth through an extended ministry to everyone with whom she comes in contact. (Ask ladies to stand and read Proverbs 31:10, 20.) The busy homemaker who learns to schedule her activities, placing priorities in their rightful order, will soon find opportunities of service as well as the time and energy to accept many of these challenging responsibilities. The Bible speaks clearly on the work and ministry of women, giving numerous examples of ladies who yielded their talents and efforts to the cause of Christ.

II. BIBLE EXAMPLES: (These examples will be portrayed by costume and/or pantomime. As clues are given by the Leader, the group will place their answers in the following blanks.)

A. (Lady enters carrying sewing basket, and begins to sew on large pieces of material.)

1. I live at Joppa. 2. I became very sick and died. 3. Peter came, and through the power of Christ, I was healed. 4. I made coats and other clothes for many people. Who am I?
 _____ (Read Acts 9:36-39.)

B. (Lady enters dressed as a Queen. This could also be pantomimed by the queen preparing a banquet.)

1. I am a Jew. 2. I was chosen Queen by King Ahasuerus.

3. My name is Hadassah. 4. I prepared a great banquet for two people. What is my other name? _____

_____ (Read Esther 4:12-17.)

C. (Lady enters carrying box of ointment.)

1. I live in Bethany. 2. I loved Jesus so much I anointed His head with precious oils. 3. Jesus said this act would be a memorial to me. Who am I? _____

(Read John 4:7, 9, 10, 15, 28, 29.)

LEADER: A woman's special place of service in the church can be fulfilled through Women's Missionary Auxiliary. Show how these women best served the Lord by choosing the category they best exemplified. (Give time for ladies to fill in the blanks by referring to the above scriptures; then call for discussion of each area of service, showing how these ladies can accomplish this same work through the W.M.A.)

1. MISSIONS _____

2. BENEVOLENCE _____

3. GIVING _____

4. GUIDING _____

III. OUR EXAMPLE

LEADER: Let's take a closer look at the woman, a believer in the Lord Jesus who has a real desire not only to serve her family effectively, but to minister through the Lord's church. (Place silhouette of woman inside outline of church.) In what ways can we extend ourselves? (Place appropriate visual aids on flannel board and call for brief discussion after each Reader has completed her scripture.)

READER NO. 1: Seeing the needs. (Read Psalm 119:18; Proverbs 22:9.)

READER NO. 2: Listening and hearing the needs. (Read Proverbs 20:12.)

READER NO. 3: Going and caring for the needs. (Read Proverbs 31:20.)

READER NO. 4: Supplying the needs. (Read Proverbs 31:26.)

LEADER: There are many areas of Christian service a woman can enter. . . many needs she can meet; however, this service will be shallow, ineffective, and unacceptable to the Lord, if her actions are not motivated by a heart filled with love and compassion. (Place heart on flannel board.) This poem expresses

it well:

MOTIVES

"My motive for service. . . whatever it be,
Climbing the mountain, or crossing the sea,
Writing a letter, or breathing a prayer
Is love for my Saviour, my Lover, all fair.

For, if I should go, e'en for love of the "lost,"
If I were repulsed, I'd start counting the cost;
Or if duty drove me, I'd soon feel the strain—
Indulge in self-pity, begin to complain;

But love for my Jesus, kept warm at His feet,
Will render the hardest, most difficult sweet."

Betty Honeywell

How do we live, share, and genuinely transmit the message of Jesus? By asking the Holy Spirit to completely fill our lives, and by letting the Lord Jesus control our minds, hearts, and actions. Doors of service and opportunity are everywhere. Would you step through these doors by making your eyes, ears, hands, feet, mouth, and heart available? What is a virtuous woman? One who is a yielded tool in the hands of the Master Designer, the Lord Jesus Christ.



FINDING THE KEY. . .

1. Read I Corinthians 13.
2. Read Galatians 5:22-26. Take each fruit of the Spirit mentioned and decide on ways to implement it into your daily, personal service for the Lord.
3. Ask the Holy Spirit to take complete control of your life. Watch for open doors, praising His name for every opportunity given and every victory won!

Chapter VIII

SUGGESTED READING LIST

1. *Spirit-Controlled Temperament*, Tim LaHaye
2. *How To Be Happy Though Married*, Tim LaHaye
3. *Facinating Womanhood*, Helen B. Andelin
4. *The Art of Homemaking*, Daryl V. Hoole
5. *The Total Woman*, Marabel Morgan
6. *Bless This House*, Anita Bryant
7. *Blue Denim and Lace*, Jack Hyles
8. *Discoveries*, Eugenia Price
9. *Make Love Your Aim*, Eugenia Price
10. *Beyond Ourselves*, Catherine Marshall
11. *Christian Living In The Home*, J. E. Adams
12. *As God Intended*, Lynn Stephens
13. *God Speaks To Women Today*, Eugenia Price
14. *When Mothers Work*, Evelyn Shafner
15. *How You Can Have A Christian Home*, Burtis Williams – T. C. Melton
16. *Woman to Woman*, Eugenia Price
17. *Heaven Help the Home*, Howard Hendricks
18. *Letters to Karen*, Charlie W. Shedd
19. *Sexual Happiness In Marriage*, Herbert J. Miles
20. *Between Parent and Child*, Dr. Haim G. Ginott